



SILVIO CAPRETTI

# JAZZ FACILE

LIVELLO  
4

# UNIT 8



## GLI ARPEGGI SUL II - V - I MINORE

E' arrivato il momento di vedere questa progressione armonica sotto l'aspetto melodico/improvvisativo, questa volta però sarai avvantaggiato poiché dovrai soltanto studiare l'arpeggio semidiminuito.


### ARPEGGIO DI Dm7b5

#### Dm7b5

The diagrams illustrate the Dm7b5 arpeggio (notes: D, F, A, Bb, C) across five different fretboard positions:

- Position 1:** Frets 3-6. Notes: D (3rd fret, 1st string), F (3rd fret, 2nd string), A (4th fret, 3rd string), Bb (5th fret, 4th string), C (5th fret, 5th string).
- Position 2:** Frets 5-8. Notes: D (5th fret, 1st string), F (5th fret, 2nd string), A (6th fret, 3rd string), Bb (7th fret, 4th string), C (7th fret, 5th string).
- Position 3:** Frets 7-10. Notes: D (7th fret, 1st string), F (7th fret, 2nd string), A (8th fret, 3rd string), Bb (9th fret, 4th string), C (9th fret, 5th string).
- Position 4:** Frets 9-12. Notes: D (9th fret, 1st string), F (9th fret, 2nd string), A (10th fret, 3rd string), Bb (11th fret, 4th string), C (11th fret, 5th string).
- Position 5:** Frets 11-14. Notes: D (11th fret, 1st string), F (11th fret, 2nd string), A (12th fret, 3rd string), Bb (13th fret, 4th string), C (13th fret, 5th string).

## CONCATENAMENTO NEL II - V - I MINORE



Concateniamoli ora in maniera melodica sia in senso ascendente che discendente

Standard tuning

♩ = 100



iz.guit.

Chords: D<sup>9</sup>, G7, Cm7, Cm7

Measures 1-20 with guitar tablature (T/B) and chord changes (D<sup>9</sup>, G7, Cm7).

Ora in senso discendente.

Standard tuning

♩ = 100

(♩ = ♩<sup>3</sup>)

D<sup>9</sup>

G7


Cm7

iz.guit.

1 2 3 4 5 6 7 8 9 10 11 12 13 14 15 16 17 18 19 20


P.S: Ricorda di studiare questa cadenza in tutte le tonalità

## II - V - I MINORE IN 12 TONALITA'

Backing track 

$\frac{4}{4}$ { <b>D<sup>-7b5</sup></b>   <b>G<sub>7b9</sub></b>   <b>C<sup>-6</sup></b>   <b>∕</b>   <b>}</b>
{ <b>G<sup>-7b5</sup></b>   <b>C<sub>7b9</sub></b>   <b>F<sup>-6</sup></b>   <b>∕</b>   <b>}</b>
{ <b>C<sup>-7b5</sup></b>   <b>F<sub>7b9</sub></b>   <b>B<sup>b-6</sup></b>   <b>∕</b>   <b>}</b>
{ <b>F<sup>-7b5</sup></b>   <b>B<sup>b</sup><sub>7b9</sub></b>   <b>E<sup>b-6</sup></b>   <b>∕</b>   <b>}</b>
{ <b>B<sup>b-7b5</sup></b>   <b>E<sup>b</sup><sub>7b9</sub></b>   <b>A<sup>b-6</sup></b>   <b>∕</b>   <b>}</b>
{ <b>D<sup>#-7b5</sup></b>   <b>G<sup>#</sup><sub>7b9</sub></b>   <b>C<sup>#-6</sup></b>   <b>∕</b>   <b>}</b>
{ <b>G<sup>#-7b5</sup></b>   <b>C<sup>#</sup><sub>7b9</sub></b>   <b>F<sup>#-6</sup></b>   <b>∕</b>   <b>}</b>
{ <b>C<sup>#-7b5</sup></b>   <b>F<sup>#</sup><sub>7b9</sub></b>   <b>B<sup>-6</sup></b>   <b>∕</b>   <b>}</b>
{ <b>F<sup>#-7b5</sup></b>   <b>B<sub>7b9</sub></b>   <b>E<sup>-6</sup></b>   <b>∕</b>   <b>}</b>
{ <b>B<sup>-7b5</sup></b>   <b>E<sub>7b9</sub></b>   <b>A<sup>-6</sup></b>   <b>∕</b>   <b>}</b>
{ <b>E<sup>-7b5</sup></b>   <b>A<sub>7b9</sub></b>   <b>D<sup>-6</sup></b>   <b>∕</b>   <b>}</b>
{ <b>A<sup>-7b5</sup></b>   <b>D<sub>7b9</sub></b>   <b>G<sup>-6</sup></b>   <b>∕</b>   <b>}</b>

## IMPROVVISAZIONE



Come per il II V I maggiore vediamo ora un'improvvisazione sui changes di "Autumn Gives".

Standard tuning  
♩ = 120

(♩ = ♩<sup>3</sup>)

*jz.guit.*

**Cm7** **F7** **B<sup>b</sup>maj7** **E<sup>b</sup>maj7**

**A<sup>o</sup>** **D7** **Gm7** **G7**

**Cm7** **F7** **B<sup>b</sup>maj7** **E<sup>b</sup>maj7**

**A<sup>o</sup>** **D7** **Gm7** **G7**

1 2 3 4

5 6 7 8

9 10 11 12

13 14 15 16

17 18 19 20

TAB

4 5 3 5 3 | (3) 2 5 4 3 | (3) 3 2 3 0 | (0) 6 5 3

5 2 5 2 4 | (4) 2 5 3 | (3) 4 6 7 6 8

8 5 | 6 8 7 5 8 6 5 6 | 5 6 7 8 5 | (5)

5 8 6 5 7 5 8 8 | 7 7 6 7 5 | (5) 7 8 10 | (10)

7 10 8 8 10 7 | (7) 7 10 11 | (11) 10 7 | (7)

*sl.*

*H*

*H*

*H*

*H*

**Cm7**                      **F7**                      **Bbmaj7**                      **Ebmaj7**

T  
A  
B

**A<sup>o</sup>**                      **D7**                      **Gm7**                      **G<sup>b</sup>7**                      **Fm7**                      **E7**

T  
A  
B

**A<sup>o</sup>**                      **D7**                      **Gm7**

T  
A  
B